

Chile

The Place to build
your Future

Carlos Alvarez
Director
INVESTCHILE

Foreign Investment Promotion Agency

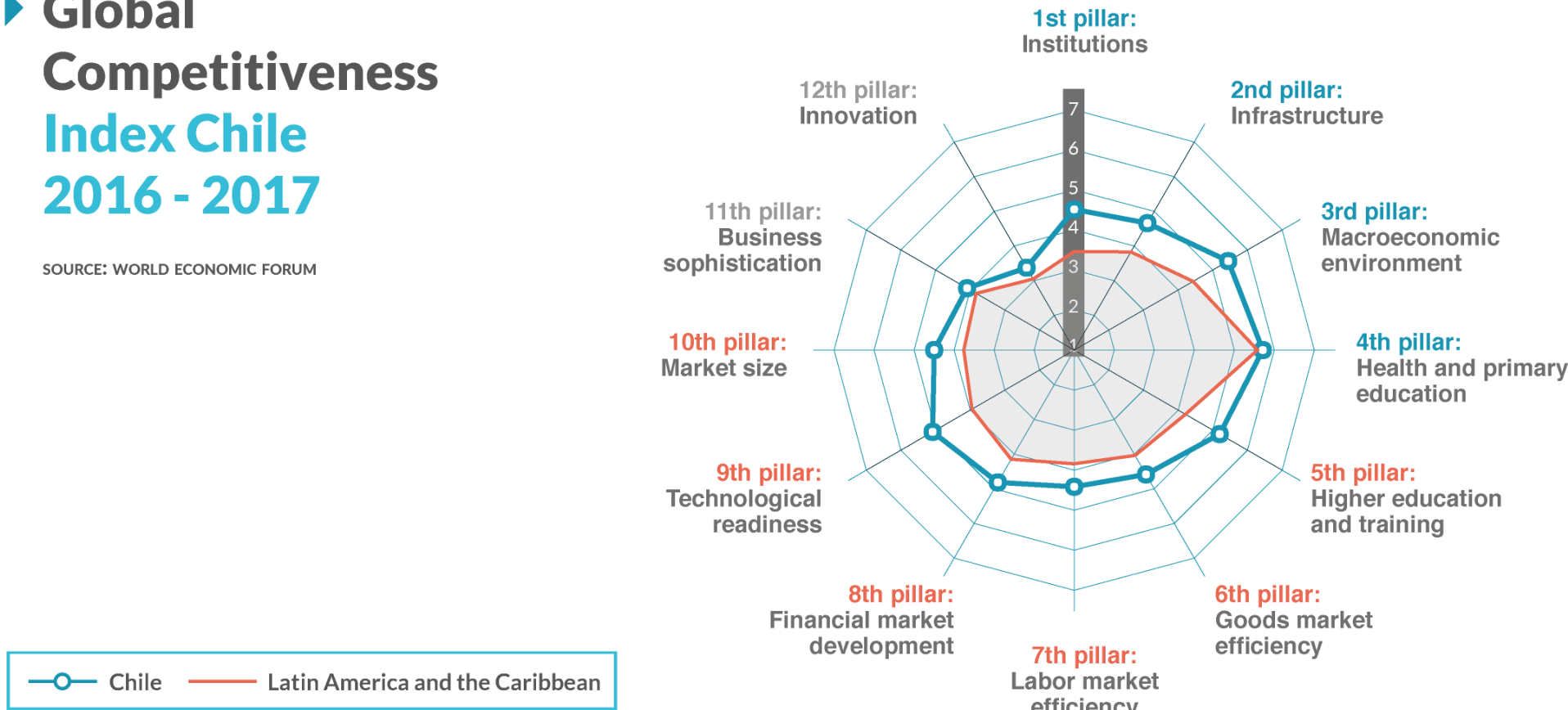
www.investchile.gob.cl

Chile: Ongoing Leadership



► Global Competitiveness Index Chile 2016 - 2017

SOURCE: WORLD ECONOMIC FORUM



Rank / 138 Score (1-7)			
Global Competitiveness Index	33	4.6	
Subindex A: Basic requirements	37	5.1	
1st pillar: Institutions	35	4.5	
2nd pillar: Infrastructure	44	4.7	
3rd pillar: Macroeconomic environment	32	5.4	
4th pillar: Health and primary education	71	5.7	
Subindex B: Efficiency enhancers	31	4.8	
5th pillar: Higher education and training	28	5.2	
6th pillar: Goods market efficiency	44	4.6	
7th pillar: Labor market efficiency	52	4.4	
8th pillar: Financial market development	23	4.8	
9th pillar: Technological readiness	39	5.1	
10th pillar: Market size	44	4.5	
Subindex C: Innovation and sophistication factors	56	3.7	
11th pillar: Business sophistication	56	4.1	
12th pillar: Innovation	63	3.4	
Index 2015 - 16	30 / 140	Index 2016 - 17	33 / 138

Best Countries for Business
36th place (Forbes)

2017 Index of Economic Freedom:
10th in the world,
2nd in the Western Hemisphere (after Canada)

13 Global Ranking
2014-2018

Chile is leader in attraction of foreign investment in Latin America

GDP per capita

\$24,710

(PPP), first in Latin America
(WEO, forecast 2017)

FDI represents

8.3%
of GDP

7th largest
emerging economy
FDI recipient



Among the
20 countries

with the largest foreign
direct investment receipts,
out of a total of 202
(UNCTAD's World Investment Report)

11%
average
annual
growth of inflow FDI
in the last 10 years

Foreign Direct Investment, A dynamic growth source for Chile



20

among 202
world's economies
as FDI recipient

8.3%
of GDP

19,500
MMM USD
Annual average

FDI income
2007 - 2016

2017 estimated GDP per-capita PPA :

USD\$24,710 PPA

Total Area:

756.102,4 km²

2017 estimated population::

18,373,917

11%
Annual average

FDI
2007-2016
growth

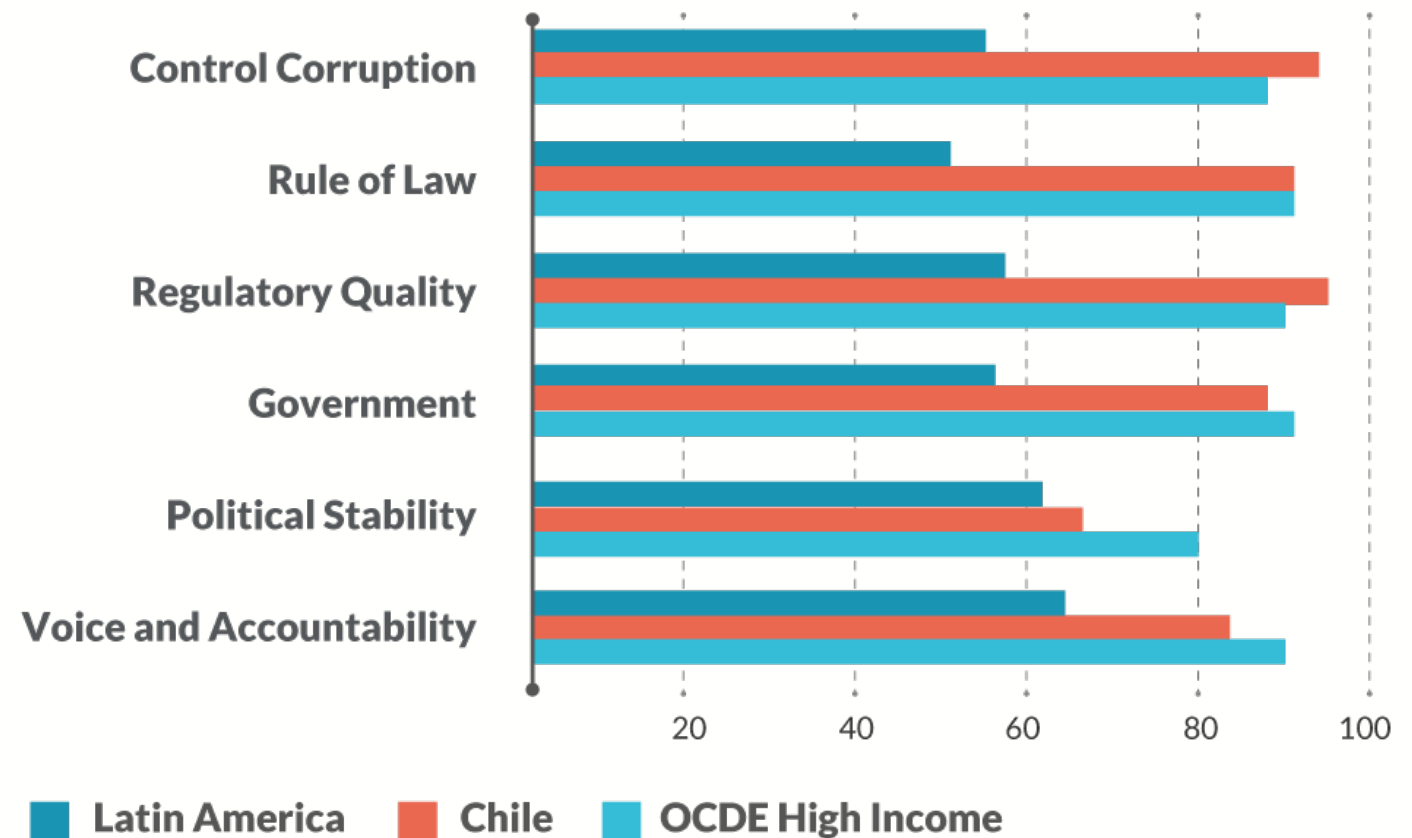


We base our leadership in strong institutional pillars

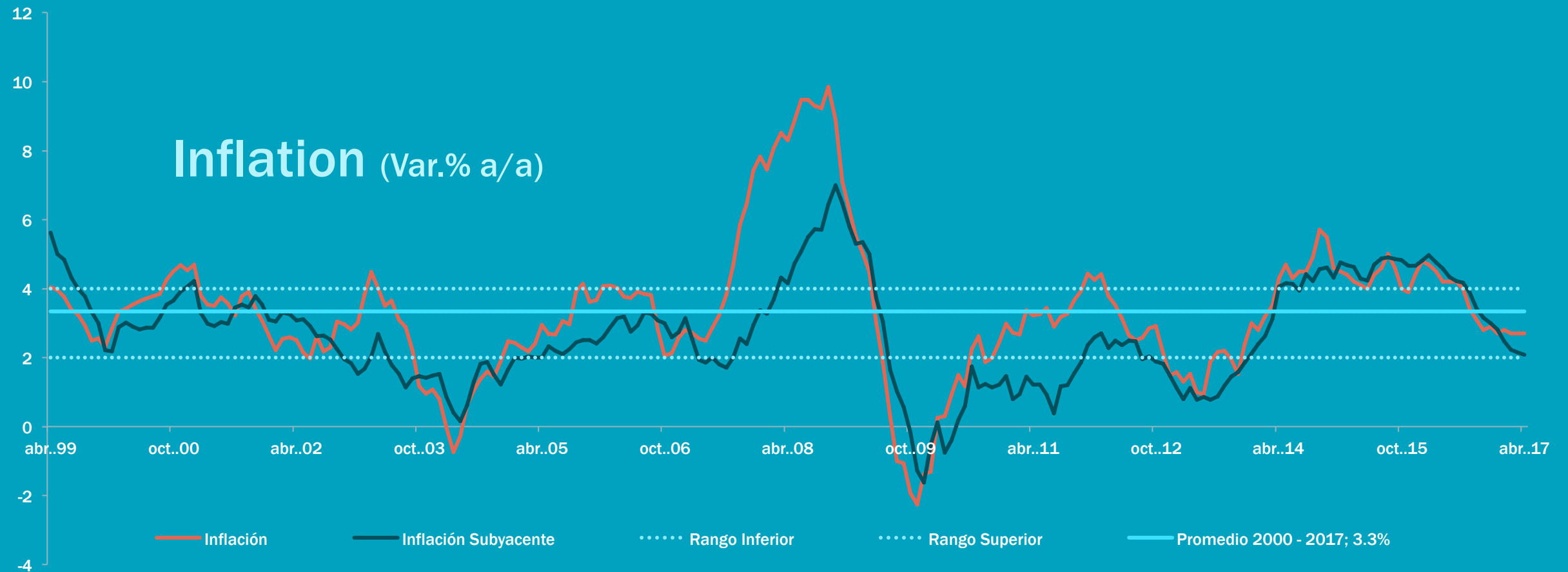
1. High Stability and Respect for Government Institutions

Governance Index

Source: World Bank



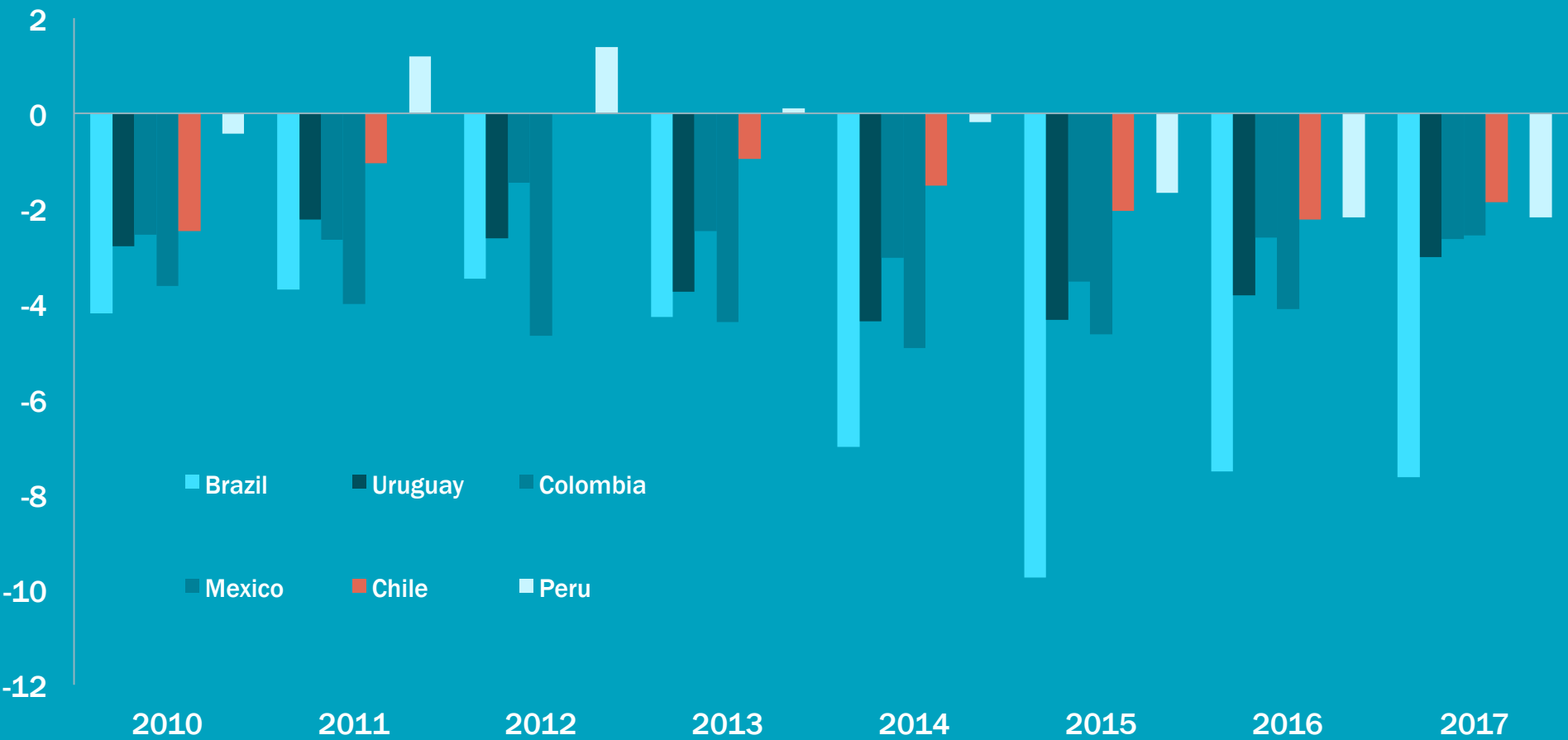
2. Strong commitment to maintain healthy inflation levels



3. The healthiest fiscal position in the region

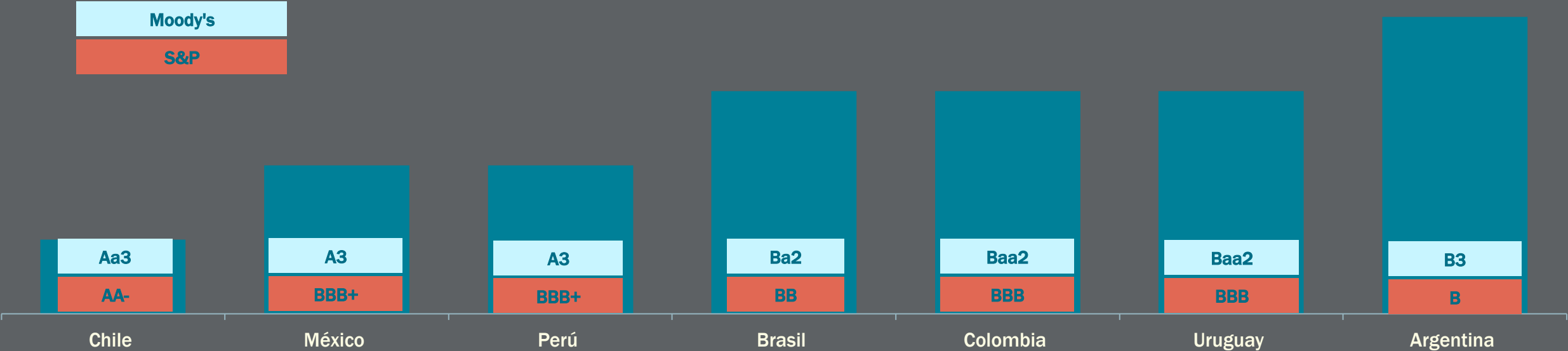
Structural Fiscal Balance
(% of Potencial GDP)

Source: International Monetary Fund



4. World-class Sovereign risk levels

Credit Risk
Sovereign Debt Rating



Source: Bloomberg

Robust Foreign

Investment Regime



- Equal treatment before the law: all of enterprises established in Chile declare its taxes according to the Chilean rules.
- Moderate income tax on companies
- Access to the formal foreign exchange market, including free remittance of capital and profits
- New types of companies allow foreigners to create a business without needing a local partner
- Investments of at least USD 5 million are exempt from VAT on imports of capital goods for seven types of investment projects, including mining

Chile: availability of highly-qualified workers, and high-level talent magnet



Chile lists amongst the **top 40** countries on the 2017 Global Talent Competitiveness Index

SOURCE: WEF

11 universities among the **top 50** in Latin America

340,000 University students and **50,000** annual graduates

More than **1 million** high- skilled employees

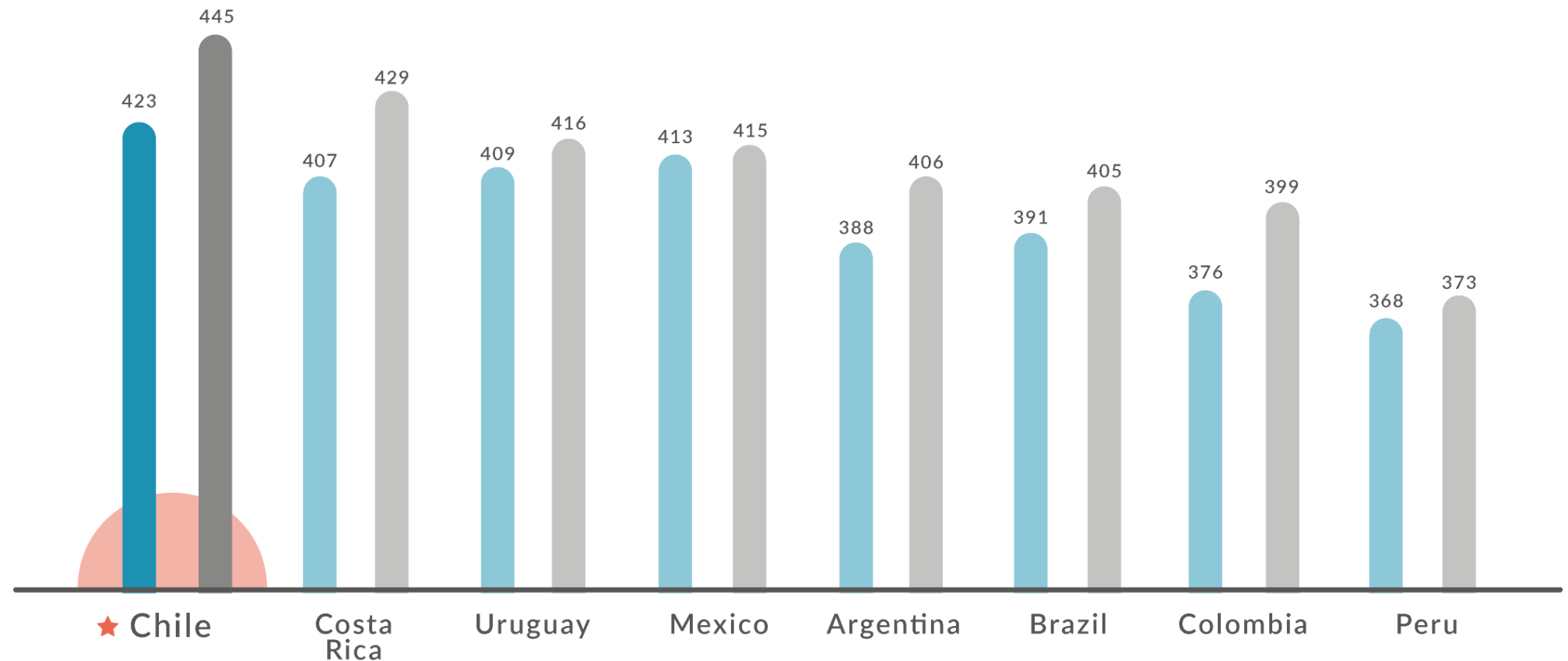
Between 2005 and 2016 applications for temporary employment visas rose 381% and a 206% rise in subject-to-employment visas.



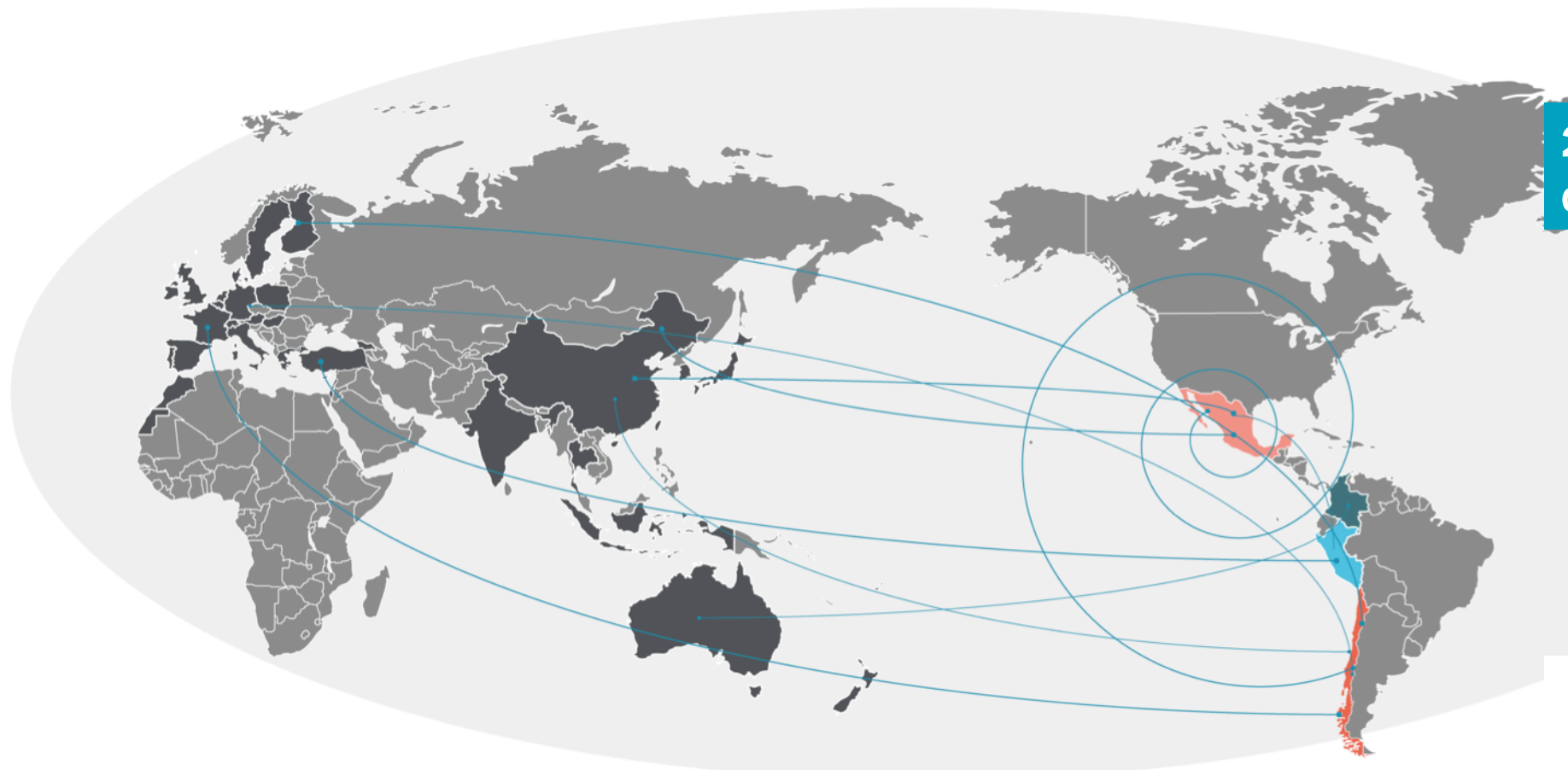
Chile is positioned as the Latin America's leader in education

► Ranking Pisa Latin America 2016

SOURCE: OCDE



We have signed more Free Trade Agreements than anyone on the planet



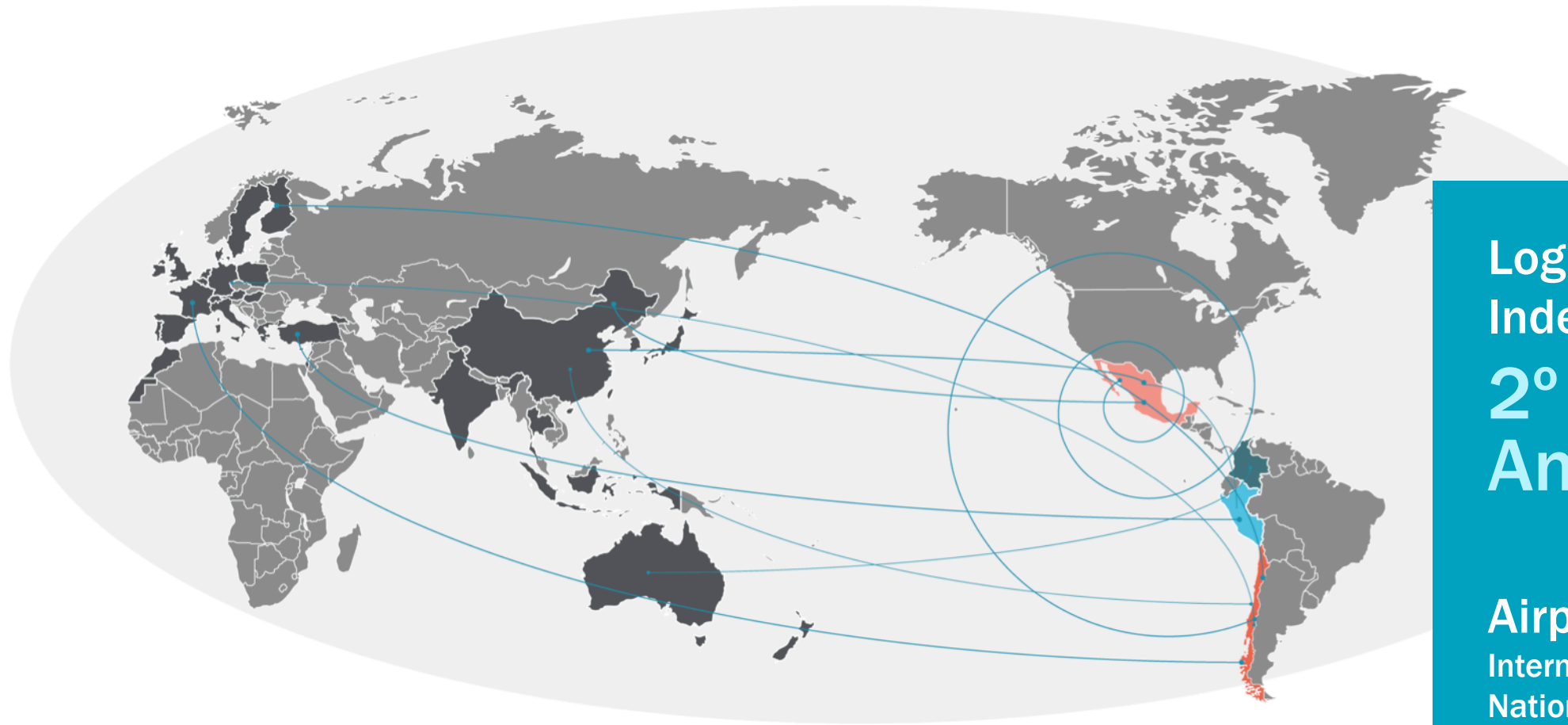
26 free trade agreements and double taxation with 64 countries.

► Pacific Alliance
openness to trade
with over **217 million**
consumers



FTAs allow privileged tariffs
with **86.3% of global GDP**

A connected and integrated country: Regional platform with global access



Logistic Performance
Index 2016

**2° in Latin
America**

Airports: 17

International: 7

National: 10

Country's ports: 17

Source: InvestChile based in the Logistic Performance Index 2016 "Connecting to Compete 2016: Trade Logistics in the Global Economy", World Bank.

Chilean Initiative on Productivity, Innovation and growth



- In 2014 the government launched the Initiative of Productivity, Innovation and Growth
- Industrial and Technology Policies: measures to promote growth in presence of market failures
- Creation of InvestChile, new foreign investment promotion and attraction agency
- Priority in 5 economic sectors mining industry services, sophisticated food industry, exportable technological services, sustainable tourism and energy/logistics infrastructure for development

Services at InvestChile



PROMOTION



PRE-INVESTMENT



LANDING



AFTERCARE

An aerial photograph of a modern city skyline at dusk. Several tall glass skyscrapers are visible, their windows glowing with warm yellow light from interior office spaces. The buildings are set against a clear, light blue sky. In the foreground, there is a dense area of green trees and a park-like setting with some streetlights. The overall scene conveys a sense of a vibrant, modern urban environment.

InvestChile

www.investchile.gob.cl